

2022 TAX LEVIES-SALINE COUNTY, KANSAS
County Valuation 671,007,924 - Population - 53,888
 Tax Levies Per \$1,000 Assessed Valuation

STATE OF KANSAS FUNDS		LEVY
Educational Building		1.000
State Institutions Building		.500
TOTAL STATE LEVY		1.500
COUNTY FUNDS	K.S.A.	LEVY
General	79-1948	17.497
Road & Bridge	68-5,101	9.509
Public Health	65-204	1.237
Noxious Weeds	2-1318	.436
Employee Benefits	12-16,102	7.193
Special Bridge Construction	68-1135	1.992
Special Road Construction	68-559a	0.996
TOTAL COUNTY LEVY		38.860

TOWNSHIPS	Valuation	General	Cemetery	Fire Prot.
		K.S.A. 79-1962	K.S.A. 60-932	K.S.A. 80-1503
Cambria	6,565,036	.089	1.365	-
Dayton	4,568,868	-	-	-
Elm Creek	16,606,410	-	.164	-
Eureka	5,795,409	.202	-	-
Falun	4,944,657	.331	.736	-
Glendale	2,529,438	.597	-	-
Greeley	20,353,199	-	-	-
Gypsum	4,673,432	.247	-	-
Liberty	4,360,637	.036	-	-
Ohio	7,222,720	.201	-	-
Pleasant Valley	4,679,807	.010	-	.172
Smoky Hill	10,862,770	-	-	-
Smoky View	8,562,014	.008	-	-
Smolan	22,850,367	.030	-	-
Solomon	7,871,746	.500	-	-
Spring Creek	4,513,725	.507	-	-
Walnut	15,696,065	-	.102	-
Washington	4,717,677	-	-	-

FIRE DISTRICTS		K.S.A.	Saline County Valuation	LEVY
Gypsum Valley Fire Dist. #1		19-3628	19,660,106	4.018
Assaria Fire Dist. #2		19-3628	32,475,830	6.257
Hedville-Bavaria Fire Dist. #3		19-3628	27,284,320	4.421
Rural Fire Dist. #4	CO#8032	19-3610	3,703,322	22.188
Rural Fire Dist. #5		19-3628	37,366,760	4.821
Rural Fire Dist. #6		19-3610	13,571,364	3.734
Rural Fire Dist. #7	CR#944	19-3610	20,130,231	5.042
McPherson Fire Dist. #2		19-3610	3,405,502	7.841
McPherson Fire Dist. #8		19-3610	2,590,560	5.696
TAX INCREMENT FINANCE		K.S.A.	Tax Increment Valuation	Base Valuation
Star Bond Project	Tax Unit 010	12-1770	7,120,446	9,708,915
South View RHID	Tax Unit 020	12-5250(b)(2)(A)	9	708
LIBRARY DISTRICTS		K.S.A.	Saline County Valuation	LEVY
Salina Public Library			503,880,021	5.510
General	4.925	12-1215		
Employee Benefits	.585	12-16,102		
Central Kansas Library			164,178,562	1.547
General	1.324	72-2551		
Employee Benefits	0.223	12-16,102		
CEMETERY DISTRICTS		K.S.A.	Saline County Valuation	LEVY
Gypsum Cemetery Dist. #1		17-1330(b)	8,626,754	.996
Gypsum Valley Cemetery Dist. #2		17-1330(a)	2,278,341	1.192
Rose Hill-Bridgeport Cemetery #3		17-1330(a)	2,867,960	1.204
Crown Point Cemetery Dist. #1		17-1330	2,410,204	.559
MISC. DISTRICTS		K.S.A.	Saline County Valuation	LEVY
Salina Airport Authority		27-323(a)	503,880,021	3.990
Salina Airport Authority Match Grant		27-322(b)	503,880,021	0.978
Central Kansas Extension Dist. #3		2-623	671,007,924	1.111

UNIFIED SCHOOL DISTRICTS									
U.S.D No.	Saline County Valuation	General Valuation	General	Supp General	Capital Outlay	Adult Education	Bond & Interest #1	TOTAL USD LEVY	Recreation Commission
			K.S.A. 72-5142	K.S.A. 72-5147	K.S.A. 72-53,113	K.S.A. 74-32,259	K.S.A. 10-113		K.S.A. 12-1927
305	542,242,826	461,571,441	20,000	14,691	8,000	.750	9.984	53.425	-
306	73,559,724	67,829,527	20,000	18,325	4,973	-	6.956	50.254	-
307	26,216,276	23,093,936	20,000	18,535	7,958	-	7.076	53.569	-
240 (OT)	4,095,266	3,713,379	20,000	19,668	7,677	-	6.923	54.266	-
393 (DK)	9,732,151	8,936,015	20,000	20,378	8,000	-	16.968	65.346	1.000
400 (MP)	15,161,661	13,642,325	20,000	14,774	8,000	-	0.000	42.774	-

CITIES:	Salina	Assaria	Brookville	Gypsum	New Cambria	Smolan	Solomon	
Class	1st	3rd	3rd	3rd	3rd	3rd	3rd	
Township	-	Smoky View	Spring Creek	Eureka	Cambria	Smolan	Dayton	
Population	46,481	427	244	402	105	163	1	
USD	305	306	307	306	393	400	393	
Assessed Valuation	503,880,021	3,697,301	1,447,332	2,948,951	694,060	965,892	390	
Taxing Unit	001	035	040	045	050	055	058	
FUNDS:								
General	K.S.A. 12-101a	23.612	51.432	27.438	38.246	5.379	11.598	47.559
Employee Benefits	K.S.A. 12-16,102	-	-	-	-	-	-	10.260
Utility	K.S.A. 14-535	-	-	-	2.620	-	-	-
Flood & Drainage Improvement	-	-	-	-	-	-	-	-
Library	K.S.A. 12-1220	-	-	-	4.493	-	-	4.355
Bond & Interest	K.S.A. 10-113	6.736	8.063	-	-	-	-	4.280
City Levy		30.348	59.495	27.438	45.359	5.379	11.598	66.454
Township		-	.008	.607	.202	1.454	.030	-
USD		53.425	50.254	53.569	50.254	66.346	42.774	66.346
State & County		40.360	40.360	40.360	40.360	40.360	40.360	40.360
Library		5.510	1.547	1.547	-	1.547	1.547	-
Airport Authority		4.968	-	-	-	-	-	-
Fire/Cemetery Dist.		-	-	4.421	0.99600	4.821	3.734	4.821
Extension Dist. #3		1.111	1.111	1.111	1.111	1.111	1.111	1.111
Total City Levy		135.722	152.775	128.953	138.282	121.018	101.154	179.092

CITY OF SALINA	Salina	Salina	Salina	Salina	Salina
USD	305	306	305	307	400
Taxing Unit	010	015	020	030	032
City	30.348	30.348	30.348	30.348	30.348
USD	53.425	50.254	53.425	53.569	42.774
State & County	40.360	40.360	40.360	40.360	40.360
Library & Airport Authority	10.478	10.478	10.478	10.478	10.478
Extension Dist. #3	1.111	1.111	1.111	1.111	1.111
Total Levy	135.722	132.551	135.722	135.866	125.071



Saline County Clerk
 300 W Ash St, Room 215
 PO Box 5040
 Salina, KS 67402
 Phone (785) 309-5820
 Fax (785) 309-5826
www.salinecountyks.gov


2022 TAX LEVIES-SALINE COUNTY, KANSAS
County Valuation 671,007,924 - Population - 53,988
 Tax Levies Per \$1,000 Assessed Valuation

TOTAL LEVIES BY TAXING UNITS ALL TAXING UNITS PAY STATE & COUNTY							
Tax Unit	City	USD	Library	Cem. Dist.	Fire Dist.	Ext. Dist.	TOTAL LEVY
001	Salina	305	Salina	-	-	3	135,722
010	Salina	305	Salina	-	-	3	135,722
015	Salina	306	Salina	-	-	3	132,551
020	Salina	305	Salina	-	-	3	135,722
030	Salina	307	Salina	-	-	3	135,866
032	Salina	400	Salina	-	-	3	125,071
035	Assaria	306	CKL	-	-	3	152,775
040	Brookville	307	CKL	-	-	3	128,953
045	Gypsum	306	-	#1	-	3	138,282
050	New Cambria	393	CKL	-	-	5	121,018
055	Smolan	400	CKL	-	-	6	101,154
058	Solomon	393	-	-	-	5	179,092
Tax Unit	Township	USD	Library	Cem. Dist.	Fire Dist.	Ext. Dist.	TOTAL LEVY
060	Cambria	240	CKL	-	7	3	103,780
065	Cambria	240	CKL	-	5	3	103,559
070	Cambria	305	CKL	-	7	3	102,939
075	Cambria	305	CKL	-	5	3	102,718
085	Cambria	393	CKL	-	5	3	115,639
090	Dayton	393	CKL	-	5	3	114,185
105	Elm Creek	305	CKL	-	7	3	101,649
115	Elm Creek	305	CKL	CP #1	7	3	102,208
130	Elm Creek	307	CKL	-	3	3	101,172
140	Elm Creek	307	CKL	CP #1	7	3	102,352
145	Elm Creek	307	CKL	-	7	3	101,793
150	Eureka	306	CKL	-	1	3	97,492
155	Eureka	306	CKL	#1	1	3	98,488
162	Falun	400	CKL	-	2	3	93,116
164	Falun	400	CKL	-	MP 8	3	92,555
165	Falun	400	CKL	-	MP 2	3	94,700
901	Falun	307	CKL	-	-	3	97,654
175	Glendale	240	CKL	-	3	3	102,302
190	Greeley	305	CKL	-	5	3	101,264
200	Greeley	305	CKL	-	-	3	96,443
220	Greeley	306	CKL	-	1	3	97,290
225	Greeley	306	CKL	-	5	3	98,093
235	Greeley	393	CKL	-	5	3	114,185
240	Gypsum	306	CKL	#1	1	3	98,533
245	Gypsum	306	CKL	#2	1	3	98,729
250	Liberty	306	CKL	-	1	3	97,326
255	Liberty	305	CKL	-	2	3	99,565
265	Ohio	305	CKL	-	3	3	101,066
270	Ohio	307	CKL	-	3	3	101,209
280	Pleasant Valley	240	CKL	-	7	3	102,508
285	Pleasant Valley	240	CKL	-	3	3	101,887
290	Pleasant Valley	240	CKL	CP #1	7	3	103,067
300	Pleasant Valley	307	CKL	-	7	3	101,811
305	Pleasant Valley	307	CKL	-	3	3	101,190
315	Smoky Hill	305	CKL	-	6	3	100,177
325	Smoky Hill	305	CKL	-	5	3	101,264
330	Smoky Hill	305	CKL	-	7	3	101,485
335	Smoky Hill	305	CKL	-	3	3	100,864
340	Smoky Hill	307	CKL	-	6	3	100,321
350	Smoky Hill	307	CKL	-	3	2.62	101,008
355	Smoky View	306	CKL	-	2	3	99,537
365	Smoky View	306	CKL	#3	2	2	100,741
371	Smoky View	306	CKL	#3	MP 8	3	100,180
380	Smoky View	400	CKL	-	2	3	92,057
381	Smoky View	400	CKL	-	MP 8	3	91,486
382	Smoky View	400	CKL	#3	MP 8	3	92,700
395	Smolan	305	CKL	-	6	3	100,207
400	Smolan	305	CKL	-	2	3	102,730
405	Smolan	305	CKL	-	4	3	118,661
410	Smolan	306	CKL	-	6	3	97,036
415	Smolan	306	CKL	-	2	3	99,559
420	Smolan	307	CKL	-	6	3	100,351
425	Smolan	400	CKL	-	6	3	89,556
430	Solomon	306	CKL	-	1	3	97,790
435	Solomon	306	CKL	-	5	3	98,593
445	Solomon	393	CKL	-	5	3	114,685
455	Spring Creek	307	CKL	-	3	3	101,515
902	Spring Creek	307	CKL	-	-	3	97,094
470	Walnut	305	CKL	-	2	3	102,802
475	Walnut	305	CKL	-	5	3	101,366
480	Walnut	306	CKL	-	1	3	97,392
485	Walnut	306	CKL	-	2	3	99,631
490	Walnut	306	CKL	-	5	3	98,195
495	Washington	307	CKL	-	6	3	100,321
500	Washington	307	CKL	-	3	3	101,008
510	Washington	400	CKL	-	6	3	89,526
515	Washington	400	CKL	-	MP 2	3	93,633
903	Washington	307	CKL	-	-	3	96,587

Comparison Levies: District	2021 Valuation	2022 Valuation	Valuation Difference	2021 Levy	2022 Levy	Levy Difference
State County	623,163,788	671,007,924	47,844,136	1,500	1,500	.000
Cities:				39,782	38,860	-.922
Salina	459,881,906	503,880,021	44,018,115	30.452	30.348	-.104
Assaria	3,334,582	3,697,301	362,719	59.700	59.495	-.205
Brookville	1,327,995	1,447,332	119,337	27.532	27.438	-.094
Gypsum	2,673,956	2,948,951	274,993	45.438	45.359	-.079
New Cambria	640,882	694,060	53,178	5.825	5.379	-.446
Smolan	848,457	965,892	117,435	11.781	11.598	-.183
Solomon	426	390	-36	61.893	66.454	4.561
Townships:						
Cambrria	5,882,947	6,565,036	682,089	.932	1.454	.522
Dayton	4,456,854	4,568,868	112,014	.000	.000	.000
Elm Creek	15,084,077	16,606,410	1,522,333	.094	.164	.070
Eureka	5,526,586	5,795,409	268,823	.282	.202	-.080
Falun	4,705,700	4,944,657	238,957	.934	1.087	.133
Glendale	2,507,395	2,529,438	22,043	.550	.597	.047
Greeley	18,884,793	20,353,199	1,468,406	.000	.000	.000
Gypsum	4,418,292	4,673,432	255,140	.249	.247	-.002
Liberty	4,256,607	4,360,637	104,030	.038	.036	-.002
Ohio	6,759,591	7,222,720	463,129	.216	.201	-.015
Pleasant Valley	4,359,266	4,679,807	320,541	.195	.182	-.013
Smoky Hill	10,211,836	10,862,770	650,934	.000	.000	.000
Smoky View	8,008,553	8,562,014	553,461	.009	.008	-.001
Smolan	28,579,212	22,850,367	-5,728,845	.020	.030	.010
Solomon	7,305,958	7,871,746	565,788	.480	.500	.020
Spring Creek	4,254,310	4,513,725	259,415	.450	.507	.057
Walnut	14,814,475	15,696,065	881,590	.109	.102	-.007
Washington	4,459,130	4,717,677	258,547	.000	.000	.000
School Districts:						
USD 305	493,942,169	542,242,826	48,300,657	54.903	53.425	-1.478
USD 306	77,596,138	73,559,724	-4,036,414	48.702	50.254	1.552
USD 307	24,405,827	26,216,276	1,810,449	53.754	53.569	-.185
USD 240 (OT Co)	3,947,753	4,095,286	147,533	56.422	54.266	-2.156
USD 393 (DK Co)	9,095,798	9,732,151	636,353	48.859	65.346	16.487
USD 393-Rec. Comm.	9,095,798	9,732,151	636,353	1.000	1.000	.000
USD 400 (MP Co)	14,176,104	15,161,661	985,557	40.535	42.774	2.239
Fire Districts:						
Gypsum Valley #1	18,328,867	19,660,106	1,331,239	4.272	4.018	-.254
Assaria #2	37,737,719	32,475,830	-5,261,889	5.337	6.257	.920
Hedville-Bavaria #3	25,674,960	27,284,320	1,609,360	4.469	4.421	-.048
Rural Fire Dist. #4	3,824,909	3,703,322	-121,587	22.949	22.188	-.761
Rural Fire Dist. #5	34,717,212	37,366,760	2,649,548	4.837	4.821	-.016
Rural Fire Dist. #6	12,639,184	13,571,364	932,180	4.244	3.734	-.510
Rural Fire Dist. #7	18,421,403	20,130,231	1,708,828	5.266	5.042	-.224
McPherson #2	3,245,090	3,405,502	160,412	7.129	7.841	.712
McPherson #8	2,415,257	2,590,560	175,303	6.002	5.696	-.306
Cemetery Districts:						
Gypsum #1	8,016,286	8,626,754	610,468	.753	.996	.243
Gypsum Valley #2	2,168,081	2,278,341	110,260	1.380	1.192	-.188
Rose Hill-Bridgeport #3	2,722,652	2,867,960	145,308	1.269	1.204	-.065
Crown Point #1 (OT Co)	2,224,447	2,410,204	185,757	1.426	.559	-.867
Library Districts:						
Salina Public Library	459,861,906	503,880,021	44,018,115	6.028	5.510	-.518
Central Kansas Library	160,627,498	164,178,562	3,551,064	1.514	1.547	.033
Misc. Districts:						
Salina Airport Authority	459,861,906	503,880,021	44,018,115	4.838	4.968	.130
Central Ks Ext. Dist. #3	623,163,788	671,007,924	47,844,136	1.196	1.111	-.085

I hereby certify that this is a true and correct statement of levies for Saline County, Kansas for the year 2022.

Jamie R. Doss
 Jamie R. Doss
 County Clerk





TAX LEVIES FOR 2022

**Saline County Clerk
300 W. Ash, PO Box 5040
Salina, KS 67402-5040
785-309-5820**

TAX LEVIES FOR 2021

City/Township Code No. & Taxing Unit Number	Twp.	State	County	C.K.L.	City	Unified School	Library & Airport	Cem. District	Fire District	Extension Dist. #3	TOTAL
--	------	-------	--------	--------	------	-------------------	----------------------	------------------	------------------	-----------------------	-------

CITIES

01 SALINA

							*					
001	305	-	1.500	38.860	-	30.348	53.425	10.478	-	-	1.111	135.722
010	305	-	1.500	38.860	-	30.348	53.425	10.478	-	-	1.111	135.722
015	306	-	1.500	38.860	-	30.348	50.254	10.478	-	-	1.111	132.551
020	305	-	1.500	38.860	-	30.348	53.425	10.478	-	-	1.111	135.722
030	307		1.500	38.860	-	30.348	53.569	10.478	-	-	1.111	135.866
032	400	-	1.500	38.860	-	30.348	42.774	10.478	-	-	1.111	125.071

Library 5.510 *

Airport 4.968 *

(010 - star bond district - TIF) - (020 - south view - RHD)

02 ASSARIA (SV)

035	306	.008	1.500	38.860	1.547	59.495	50.254	-	-	-	1.111	152.775
-----	-----	------	-------	--------	-------	--------	--------	---	---	---	-------	---------

03 BROOKVILLE (SC)

040	307-FD3	.507	1.500	38.860	1.547	27.438	53.569	-	-	4.421	1.111	128.953
-----	---------	------	-------	--------	-------	--------	--------	---	---	-------	-------	---------

04 GYPSUM (EU)

045	306-CEM 1	.202	1.500	38.860	-	45.359	50.254	-	.996	-	1.111	138.282
-----	-----------	------	-------	--------	---	--------	--------	---	------	---	-------	---------

TAX LEVIES FOR 2021

City/Township Code No. & Taxing Unit Number	Twp.	State	County	C.K.L.	City	Unified School	Library & Airport	Cem. District	Fire District	Extension Dist. #3	TOTAL
<u>05 NEW CAMBRIA (CA)</u>											
050 393-FD5	1.454	1.500	38.860	1.547	5.379	66.346	-	-	4.821	1.111	121.018
<u>06 SMOLAN (SM)</u>											
055 400-FD6	.030	1.500	38.860	1.547	11.598	42.774	-	-	3.734	1.111	101.154
<u>07 SOLOMON (DA)</u>											
058 393-FD5	-	1.500	38.860	-	66.454	66.346	-	-	4.821	1.111	179.092
<u>TOWNSHIPS</u>											
<u>51 CAMBRIA</u>											
060 240-FD7	1.454	1.500	38.860	1.547	-	54.266	-	-	5.042	1.111	103.780
065 240-FD5	1.454	1.500	38.860	1.547	-	54.266	-	-	4.821	1.111	103.559
070 305-FD7	1.454	1.500	38.860	1.547	-	53.425	-	-	5.042	1.111	102.939
075 305-FD5	1.454	1.500	38.860	1.547	-	53.425	-	-	4.821	1.111	102.718
085 393-FD5	1.454	1.500	38.860	1.547	-	66.346	-	-	4.821	1.111	115.639
<u>52 DAYTON</u>											
090 393-FD5	-	1.500	38.860	1.547	-	66.346	-	-	4.821	1.111	114.185

TAX LEVIES FOR 2021

City/Township Code No. & Taxing Unit Number	Twp.	State	County	C.K.L	Unified School	Cem. District	Fire District	Extension Dist. #3	TOTAL
<u>53 ELM CREEK</u>									
105 305-FD7	.164	1.500	38.860	1.547	53.425	-	5.042	1.111	101.649
115 305-CROWN POINT CEM 1-FD7	.164	1.500	38.860	1.547	53.425	.559	5.042	1.111	102.208
130 307-FD3	.164	1.500	38.860	1.547	53.569	-	4.421	1.111	101.172
140 307-CROWN POINT CEM 1-FD7	.164	1.500	38.860	1.547	53.569	.559	5.042	1.111	102.352
145 307-FD7	.164	1.500	38.860	1.547	53.569	-	5.042	1.111	101.793
 <u>54 EUREKA</u>									
150 306-FD1	.202	1.500	38.860	1.547	50.254	-	4.018	1.111	97.492
155 306-CEM 1-FD1	.202	1.500	38.860	1.547	50.254	.996	4.018	1.111	98.488
 <u>55 FALUN</u>									
162 400-FD2	1.067	1.500	38.860	1.547	42.774	-	6.257	1.111	93.116
164 400-MP FD8	1.067	1.500	38.860	1.547	42.774	-	5.696	1.111	92.555
165 400-MP FD2	1.067	1.500	38.860	1.547	42.774	-	7.841	1.111	94.700
901 307-USA	1.067	1.500	38.860	1.547	53.569	-	-	1.111	97.654
 <u>56 GLENDALE</u>									
175 240-FD3	.597	1.500	38.860	1.547	54.266	-	4.421	1.111	102.302

TAX LEVIES FOR 2021

City/Township Code No. & Taxing Unit Number	Twp.	State	County	C.K.L	Unified School	Cem. District	Fire District	Extension Dist. #3	TOTAL
<u>57 GREELEY</u>									
190 305-FD5	.000	1.500	38.860	1.547	53.425	-	4.821	1.111	101.264
200 305	.000	1.500	38.860	1.547	53.425	-	-	1.111	96.443
220 306-FD1	.000	1.500	38.860	1.547	50.254	-	4.018	1.111	97.290
225 306-FD5	.000	1.500	38.860	1.547	50.254	-	4.821	1.111	98.093
235 393-FD5	.000	1.500	38.860	1.547	66.346	-	4.821	1.111	114.185
<u>58 GYPSUM</u>									
240 306-CEM 1-FD1	.247	1.500	38.860	1.547	50.254	.996	4.018	1.111	98.533
245 306-CEM 2-FD1	.247	1.500	38.860	1.547	50.254	1.192	4.018	1.111	98.729
<u>59 LIBERTY</u>									
250 306-FD1	.036	1.500	38.860	1.547	50.254	-	4.018	1.111	97.326
255 306-FD2	.036	1.500	38.860	1.547	50.254	-	6.257	1.111	99.565
<u>60 OHIO</u>									
265 305-FD3	.201	1.500	38.860	1.547	53.425	-	4.421	1.111	101.065
270 307-FD3	.201	1.500	38.860	1.547	53.569	-	4.421	1.111	101.209

TAX LEVIES FOR 2021

City/Township Code No. & Taxing Unit Number	Twp.	State	County	C.K.L	Unified School	Cem. District	Fire District	Extension Dist. #3	TOTAL
<u>61 PLEASANT VALLEY</u>									
280 240-FD7	.182	1.500	38.860	1.547	54.266	-	5.042	1.111	102.508
285 240-FD3	.182	1.500	38.860	1.547	54.266	-	4.421	1.111	101.887
290 240-CROWN POINT CEM 1-FD7	.182	1.500	38.860	1.547	54.266	.559	5.042	1.111	103.067
300 307-FD7	.182	1.500	38.860	1.547	53.569	-	5.042	1.111	101.811
305 307-FD3	.182	1.500	38.860	1.547	53.569	-	4.421	1.111	101.190
 <u>62 SMOKY HILL</u>									
315 305-FD6	.000	1.500	38.860	1.547	53.425	-	3.734	1.111	100.177
325 305-FD5	.000	1.500	38.860	1.547	53.425	-	4.821	1.111	101.264
330 305-FD7	.000	1.500	38.860	1.547	53.425	-	5.042	1.111	101.485
335 305-FD3	.000	1.500	38.860	1.547	53.425	-	4.421	1.111	100.864
340 307-FD6	.000	1.500	38.860	1.547	53.569	-	3.734	1.111	100.321
350 307-FD3	.000	1.500	38.860	1.547	53.569	-	4.421	1.111	101.008
 <u>63 SMOKY VIEW</u>									
355 306-FD2	.008	1.500	38.860	1.547	50.254	-	6.257	1.111	99.537
365 306-CEM 3-FD2	.008	1.500	38.860	1.547	50.254	1.204	6.257	1.111	100.741
371 306-CEM 3-MP FD 8	.008	1.500	38.860	1.547	50.254	1.204	5.696	1.111	100.180
380 400-FD2	.008	1.500	38.860	1.547	42.774	-	6.257	1.111	92.057
381 400-MP FD8	.008	1.500	38.860	1.547	42.774	-	5.696	1.111	91.496
382 400-CEM 3-MP FD8	.008	1.500	38.860	1.547	42.774	1.204	5.696	1.111	92.700

TAX LEVIES FOR 2021

City/Township Code No. & Taxing Unit Number	Twp.	State	County	C.K.L	Unified School	Cem. District	Fire District	Extension Dist. #3	TOTAL
<u>64 SMOLAN</u>									
395 305-FD6	.030	1.500	38.860	1.547	53.425	-	3.734	1.111	100.207
400 305-FD2	.030	1.500	38.860	1.547	53.425	-	6.257	1.111	102.730
405 305-FD4	.030	1.500	38.860	1.547	53.425	-	22.188	1.111	118.661
410 306-FD6	.030	1.500	38.860	1.547	50.254	-	3.734	1.111	97.036
415 306-FD2	.030	1.500	38.860	1.547	50.254	-	6.257	1.111	99.559
420 307-FD6	.030	1.500	38.860	1.547	53.569	-	3.734	1.111	100.351
425 400-FD6	.030	1.500	38.860	1.547	42.774	-	3.734	1.111	89.556
 <u>65 SOLOMON</u>									
430 306-FD1	.500	1.500	38.860	1.547	50.254	-	4.018	1.111	97.790
435 306-FD5	.500	1.500	38.860	1.547	50.254	-	4.821	1.111	98.593
445 393-FD5	.500	1.500	38.860	1.547	66.346	-	4.821	1.111	114.685
 <u>66 SPRING CREEK</u>									
455 307-FD3	.507	1.500	38.860	1.547	53.569	-	4.421	1.111	101.515
902 307-USA	.507	1.500	38.860	1.547	53.569	-	-	1.111	97.094

TAX LEVIES FOR 2021

City/Township Code No. & Taxing Unit Number	Twp.	State	County	C.K.L	Unified School	Cem. District	Fire District	Extension Dist. #3	TOTAL
<u>67 WALNUT</u>									
470 305-FD2	.102	1.500	38.860	1.547	53.425	-	6.257	1.111	102.802
475 305-FD5	.102	1.500	38.860	1.547	53.425	-	4.821	1.111	101.366
480 306-FD1	.102	1.500	38.860	1.547	50.254	-	4.018	1.111	97.392
485 306-FD2	.102	1.500	38.860	1.547	50.254	-	6.257	1.111	99.631
490 306-FD5	.102	1.500	38.860	1.547	50.254	-	4.821	1.111	98.195
 <u>68 WASHINGTON</u>									
495 307-FD6	.000	1.500	38.860	1.547	53.569	-	3.734	1.111	100.321
500 307-FD3	.000	1.500	38.860	1.547	53.569	-	4.421	1.111	101.008
510 400-FD6	.000	1.500	38.860	1.547	42.774	-	3.734	1.111	89.526
515 400-MP FD2	.000	1.500	38.860	1.547	42.774	-	7.841	1.111	93.633
903 307-USA	.000	1.500	38.860	1.547	53.569	-	-	1.111	96.587

SALINE COUNTY CLERK

2022 - CITY OF SALINA			
Taxing Municipality	2022 Actual	2021 Actual	DIFF.
State	1.500	1.500	.000
County	38.860	39.782	-.922
Salina	30.348	30.452	-.104
USD #305	53.425	54.903	-1.478
Library	5.510	6.028	-.518
Airport Authority	4.968	4.838	.130
Extension Dist. #3	1.111	1.196	-.085
TOTAL	135.722	138.699	-2.977

SALINE COUNTY CLERK

2022 - CITY OF SALINA			
Taxing Municipality	2022 Actual	2021 Actual	DIFF.
State	1.500	1.500	.000
County	38.860	39.782	-.922
Salina	30.348	30.452	-.104
USD #305	53.425	54.903	-1.478
Library	5.510	6.028	-.518
Airport Authority	4.968	4.838	.130
Extension Dist. #3	1.111	1.196	-.085
TOTAL	135.722	138.699	-2.977

SALINE COUNTY CLERK

2022 - CITY OF SALINA			
Taxing Municipality	2022 Actual	2021 Actual	DIFF.
State	1.500	1.500	.000
County	38.860	39.782	-.922
Salina	30.348	30.452	-.104
USD #305	53.425	54.903	-1.478
Library	5.510	6.028	-.518
Airport Authority	4.968	4.838	.130
Extension Dist. #3	1.111	1.196	-.085
TOTAL	135.722	138.699	-2.977

SALINE COUNTY CLERK

2022 - CITY OF SALINA			
Taxing Municipality	2022 Actual	2021 Actual	DIFF.
State	1.500	1.500	.000
County	38.860	39.782	-.922
Salina	30.348	30.452	-.104
USD #305	53.425	54.903	-1.478
Library	5.510	6.028	-.518
Airport Authority	4.968	4.838	.130
Extension Dist. #3	1.111	1.196	-.085
TOTAL	135.722	138.699	-2.977

ABSTRACT OF TAXES - 2022
WATERCRAFT
SALINE COUNTY

<u>TAXING DISTRICT</u>	<u>VALUATION</u>	<u>TOTAL TAX</u>
<u>STATE</u>	<u>460,457</u>	
Educational Building		576.29
State Institutions Building		288.15
TOTAL STATE		864.44
<u>COUNTY</u>	<u>460,457</u>	
General		10,083.43
Road & Bridge		5,479.97
Public Health		712.88
Noxious Weeds		251.26
Employee Benefits		4,145.28
Special Road Construction		573.99
Special Bridge Construction		1,147.98
TOTAL COUNTY		22,394.79
<u>CITIES</u>		
<u>SALINA</u>	<u>289,273</u>	
General		7,665.23
Bond & Interest		2,186.73
TOTAL SALINA		9,851.96
<u>ASSARIA</u>	<u>3,043</u>	
General		162.11
Bond & Interest		25.42
		187.53
<u>BROOKVILLE</u>	<u>3,044</u>	
General		93.60
<u>GYPSUM</u>	<u>3,986</u>	
General		192.52
Utility		13.19
Library		22.61
TOTAL GYPSUM		228.32
<u>NEW CAMBRIA</u>	<u>1,676</u>	
General		13.55
<u>SMOLAN</u>	<u>2,499</u>	
General		44.39

ABSTRACT OF TAXES - 2022
WATERCRAFT
 SALINE COUNTY

<u>TAXING DISTRICT</u>	<u>VALUATION</u>	<u>TOTAL TAX</u>
<u>SCHOOL DISTRICTS</u>		
<u>USD #305</u>	<u>343,625</u>	
General		8,129.06
Supplemental General		5,971.19
Capital Outlay		3,251.62
Adult Education		304.84
Bond & Interest #1		<u>4,058.02</u>
TOTAL USD #305		21,714.73
<u>USD #306</u>	<u>54,452</u>	
General		1,562.30
Supplemental General		1,431.46
Capital Outlay		388.46
Bond & Interest #1		<u>543.36</u>
TOTAL USD #306		3,925.58
<u>USD #307</u>	<u>40,293</u>	
General		1,167.34
Supplemental General		1,081.84
Capital Outlay		464.48
Bond & Interest #1		<u>413.01</u>
TOTAL USD #307		3,126.67
<u>USD #240</u>	<u>3,022</u>	
General		81.02
Supplemental General		79.66
Capital Outlay		31.09
Bond & Interest #1		<u>28.04</u>
TOTAL USD #240		219.81
<u>USD #393</u>	<u>6,614</u>	
General		172.73
Supplemental General		176.00
Capital Outlay		69.10
Bond & Interest #1		<u>146.55</u>
TOTAL SCHOOL DISTRICT		<u>564.38</u>
Recreation Commission		8.63
TOTAL USD #393		<u>573.01</u>
<u>USD #400</u>	<u>12,451</u>	
General		413.41
Supplemental General		305.39
Capital Outlay		165.37
Bond & Interest #1		<u>0.00</u>

ABSTRACT OF TAXES - 2022
WATERCRAFT
SALINE COUNTY

<u>TAXING DISTRICT</u>	<u>VALUATION</u>	<u>TOTAL TAX</u>
TOTAL USD #400		884.17

ABSTRACT OF TAXES - 2022
WATERCRAFT
 SALINE COUNTY

<u>TAXING DISTRICT</u>	<u>VALUATION</u>	<u>TOTAL TAX</u>
<u>FIRE DISTRICTS</u>		
Gypsum Valley FD #1 - General	<u>15,781</u>	92.20
Assaria FD #2 - General	<u>14,870</u>	144.86
Hedville-Bavaria FD #3 - General	<u>25,775</u>	165.14
Rural FD #4 - General	<u>2,042</u>	48.71
Rural FD #5 - General	<u>48,684</u>	346.04
Rural FD #6 - General	<u>23,218</u>	127.49
Rural FD #7 - General	<u>28,875</u>	215.63
McPherson FD #2 - General	<u>1,851</u>	17.53
McPherson FD #2 - Ambulance		<u>6.87</u>
TOTAL McPherson FD #2		24.40
McPherson FD #8 - General	<u>3,059</u>	34.34
<u>CEMETERY DISTRICTS</u>		
Gypsum Cemetery #1	<u>12,965</u>	17.45
Gypsum Valley Cemetery #2	<u>443</u>	0.95
Rose Hill-Bridgeport Cem. #3	<u>3,465</u>	8.07
Crown Point Cemetery #1	<u>2,278</u>	2.05
<u>SALINA PUBLIC LIBRARY</u>	<u>289,273</u>	
General		1,598.82
Employee Benefits		<u>189.91</u>
TOTAL SALINA PUBLIC LIB		1,788.73
<u>CENTRAL KANSAS LIBRARY</u>	<u>167,198</u>	
General		326.54
Emp Ben		<u>54.99</u>
Total Central Kansas Library		381.53
<u>SALINA AIRPORT AUTHORITY</u>	<u>289,273</u>	
Match Grant		317.49
General		<u>1295.28</u>
		1,612.77
<u>CENTRAL KANSAS EXTENSION DISTRICT #3</u>	<u>460,457</u>	640.26

ABSTRACT OF TAXES - 2022
WATERCRAFT
SALINE COUNTY

<u>TAXING DISTRICT</u>	<u>VALUATION</u>	<u>TOTAL TAX</u>
------------------------	------------------	------------------

ABSTRACT OF TAXES - 2022
WATERCRAFT
 SALINE COUNTY

<u>TAXING DISTRICT</u>	<u>VALUATION</u>	<u>TOTAL TAX</u>
<u>TOWNSHIPS</u>		
Cambria	<u>8,378</u>	
General		1.22
Cemetery		<u>18.72</u>
		19.94
Elm Creek	<u>30,605</u>	
Cemetery		7.55
Eureka (Gypsum City)	<u>9,279</u>	
General		3.60
Falun	<u>4,544</u>	
General		2.60
Cemetery		<u>5.79</u>
		8.39
Glendale	<u>713</u>	
General		0.64
Greeley	<u>26,815</u>	
General		.00
Gypsum	<u>865</u>	
General		0.36
Liberty	<u>2,634</u>	
General		.13
Ohio	<u>4,654</u>	
General		1.44
Pleasant Valley	<u>7,195</u>	
General		.09
Fire Protection		<u>1.64</u>
		1.73
Smoky View	<u>5,686</u>	
General		.11
Smolan	<u>19,812</u>	
General		.96
Solomon	<u>6,109</u>	
General		4.45
Spring Creek (Brookville City)	<u>4,975</u>	
General		5.47
Walnut	<u>12,347</u>	

ABSTRACT OF TAXES - 2022
WATERCRAFT
SALINE COUNTY

<u>TAXING DISTRICT</u>	<u>VALUATION</u>	<u>TOTAL TAX</u>
Cemetery		1.82
Washington General	<u>4,700</u>	.00


RECAP

TOTAL VALUATION 460,457

TOTAL TAX - 2022 - WATERCRAFT \$69,829.76

I, Jamie R Doss, County Clerk of Saline County, Kansas, do hereby certify the above and foregoing is a true and correct statement of taxes levied on Watercraft in Saline County, Kansas, for the year 2022.

Witness my hand and official seal on this 1st day of November, 2022.



Jamie R Doss
Saline County Clerk

**ABSTRACT OF TAXES LEVIED - 2022
SALINE COUNTY, KANSAS**

TAXING DISTRICT	VALUATION	GENERAL TAX	IRB IN LIEU OF TAX	TIF	TOTAL TAX
STATE					
Educational Building	<u>671,007,924</u>	672,701.35			672,701.35
State Institutions Building		336,350.68			<u>336,350.68</u>
TOTAL STATE		1,009,052.03			<u>1,009,052.03</u>
COUNTY					
	<u>671,007,924</u>				
General		11,645,668.89		124,586.66	11,770,255.55
Road & Bridge		6,329,008.69		67,708.43	6,396,717.12
Public Health		823,323.57		8,808.00	832,131.57
Noxious Weeds		290,193.28		3,104.52	293,297.80
Employee Benefits		4,787,523.34		51,217.45	4,838,740.79
Special Road Construction		662,918.57		7,091.98	670,010.55
Special Bridge Construction		<u>1,325,837.13</u>		<u>14,183.96</u>	<u>1,340,021.09</u>
TOTAL COUNTY		25,864,473.47		276,701.00	<u>26,141,174.47</u>
CITIES					
SALINA					
	<u>503,880,021</u>				
General		11,760,229.02		168,128.25	11,928,357.27
Bond & Interest		<u>3,354,942.50</u>		<u>47,963.41</u>	<u>3,402,905.91</u>
TOTAL SALINA		15,115,171.52		216,091.66	<u>15,331,263.18</u>
ASSARIA					
	<u>3,697,301</u>				
General		190,502.98			190,502.98
Bond & Interest		<u>29,865.18</u>			<u>29,865.18</u>
		220,368.16			<u>220,368.16</u>
BROOKVILLE					
	<u>1,447,332</u>				
General		39,772.28			39,772.28
GYPSUM					
	<u>2,948,951</u>				
General		112,886.95			112,886.95
Utility		7,733.19			7,733.19
Library		<u>13,261.55</u>			<u>13,261.55</u>
TOTAL GYPSUM		133,881.69			<u>133,881.69</u>
NEW CAMBRIA					
	<u>694,060</u>				
General		3,748.20			3,748.20
SMOLAN					
	<u>965,892</u>				
General		11,309.31			11,309.31

**ABSTRACT OF TAXES LEVIED - 2022
SALINE COUNTY, KANSAS**

TAXING DISTRICT	VALUATION	GENERAL TAX	IRB IN LIEU OF TAX	TIF	TOTAL TAX
<u>SOLOMON</u>	<u>390</u>				
General		18.55			18.55
Emp Benefits		4.00			4.00
Library		1.70			1.70
Bond & Interest		<u>1.67</u>			<u>1.67</u>
TOTAL SOLOMON		25.92			25.92
<u>USD #305</u>	<u>542,242,826</u>				
General	<u>461,571,441</u>	9,259,251.98			9,259,251.98
Supplemental General		7,881,922.58		104,606.64	7,986,529.22
Capital Outlay		4,292,109.56		56,963.60	4,349,073.16
Adult Education		402,385.26		5,340.34	407,725.60
Bond & Interest #1		<u>5,356,552.65</u>		<u>71,090.65</u>	<u>5,427,643.30</u>
TOTAL USD #305		27,192,222.03		238,001.23	27,430,223.26
<u>USD #306</u>	<u>73,559,724</u>				
General	<u>67,829,527</u>	1,360,308.75			1,360,308.75
Supplemental General		1,351,389.26			1,351,389.26
Capital Outlay		366,737.19			366,737.19
Bond & Interest #1		<u>512,974.82</u>			<u>512,974.82</u>
TOTAL USD #306		3,591,410.02			3,591,410.02
<u>USD #307</u>	<u>26,216,276</u>				
General	<u>23,093,936</u>	463,135.76			463,135.76
Supplemental General		487,083.93			487,083.93
Capital Outlay		209,129.44			209,129.44
Bond & Interest #1		<u>185,951.22</u>			<u>185,951.22</u>
TOTAL USD #307		1,345,300.35			1,345,300.35
<u>USD #240</u>	<u>4,095,286</u>				
General	<u>3,713,379</u>	74,442.32			74,442.32
Supplemental General		80,709.77			80,709.77
Capital Outlay		31,506.60			31,506.60
Bond & Interest #1		<u>28,412.16</u>			<u>28,412.16</u>
TOTAL USD #240		215,070.85			215,070.85
<u>USD #393</u>	<u>9,732,151</u>				
General	<u>8,936,015</u>	178,951.43			178,951.43
Supplemental General		198,557.34			198,557.34
Capital Outlay		77,949.68			77,949.68
Bond & Interest #1		<u>165,331.28</u>			<u>165,331.28</u>
TOTAL SCHOOL DISTRICT		620,789.73			620,789.73
Recreation Commission	<u>9,732,151</u>	<u>9,743.71</u>			<u>9,743.71</u>
TOTAL USD #393		630,533.44			630,533.44

**ABSTRACT OF TAXES LEVIED - 2022
SALINE COUNTY, KANSAS**

TAXING DISTRICT	VALUATION	GENERAL TAX	IRB IN LIEU OF TAX	TIF	TOTAL TAX
USD #400	<u>15,161,661</u>				
General	<u>13,642,325</u>	273,506.23			273,506.23
Supplemental General		224,485.91			224,485.91
Capital Outlay		121,557.27			121,557.27
Bond & Interest #1		<u>0.00</u>			<u>0.00</u>
TOTAL USD #400		619,549.41			619,549.41
<u>FIRE DISTRICTS</u>					
Gypsum Valley FD #1 - General	<u>19,660,106</u>	79,241.88			79,241.88
Assaria FD #2 - General	<u>32,475,830</u>	203,843.93			203,843.93
Hedville-Bavaria FD #3 - General	<u>27,284,320</u>	121,020.25			121,020.25
Rural FD #4 - General	<u>3,703,322</u>	82,403.58			82,403.58
Rural FD #5 - General	<u>37,366,760</u>	180,422.77			180,422.77
Rural FD #6 - General	<u>13,571,364</u>	50,758.16			50,758.16
Rural FD #7 - General	<u>20,130,231</u>	101,652.84			101,652.84
McPherson FD #2 - General	<u>3,405,502</u>	19,211.12			19,211.12
McPherson FD #2 - Ambulance		<u>7,535.04</u>			<u>7,535.04</u>
		26,746.16			26,746.16
McPherson FD #8 - General	<u>2,590,560</u>	14,763.39			14,763.39
<u>CEMETERY DISTRICTS</u>					
Gypsum Cemetery #1	<u>8,626,754</u>	8,624.23			8,624.23
Gypsum Valley Cemetery #2	<u>2,278,341</u>	2,721.32			2,721.32
Rose Hill-Bridgeport Cem. #3	<u>2,867,960</u>	3,455.96			3,455.96
Crown Point Cemetery #1	<u>2,410,204</u>	1,349.40			1,349.40
<u>SALINA PUBLIC LIBRARY</u>					
General	<u>503,880,021</u>	2,452,953.07		35,068.26	2,488,021.33
Employee Benefits		<u>291,366.01</u>		<u>4,165.46</u>	<u>295,531.47</u>
		2,744,319.08		39,233.72	2,783,552.80
<u>CENTRAL KANSAS LIBRARY</u>					
General	<u>164,178,562</u>	217,887.19			217,887.19

**ABSTRACT OF TAXES LEVIED - 2022
SALINE COUNTY, KANSAS**

TAXING DISTRICT	VALUATION	GENERAL TAX	IRB IN LIEU OF TAX	TIF	TOTAL TAX
Employee Benefits		<u>36,698.52</u>			<u>36,698.52</u>
		254,585.71			254,585.71
<u>SALINA AIRPORT AUTHORITY</u>	<u>503,880,021</u>				
General		1,987,265.53		28,410.63	2,015,676.16
Match Grant		<u>487,104.19</u>		<u>6,963.80</u>	<u>494,067.99</u>
		2,474,369.72		35,374.43	2,509,744.15
<u>CENTRAL KANSAS EXTENSION DISTRICT #3</u>	<u>671,007,924</u>				
General		739460.37		7,910.83	747,371.20
<u>TOWNSHIPS</u>					
Cambria (New Cambria City)	<u>6,565,036</u>				
General		647.29			647.29
Cemetery		<u>9,927.60</u>			<u>9,927.60</u>
		10,574.89			10,574.89
Elm Creek	<u>16,606,410</u>				
Cemetery		2,728.11			2,728.11
Eureka (Gypsum City)	<u>5,795,409</u>				
General		1,774.20			1,774.20
Falun	<u>4,944,657</u>				
General		1,640.62			1,640.62
Cemetery		<u>3,648.01</u>			<u>3,648.01</u>
		5,288.63			5,288.63
Glendale	<u>2,529,438</u>				
General		1,514.24			1,514.24
Greeley	<u>20,353,199</u>				
General					0.00
Gypsum	<u>4,673,432</u>				
General		1,155.69			1,155.69
Liberty	<u>4,360,637</u>				
General		157.31			157.31
Ohio	<u>7,222,720</u>				
General		1,455.80			1,455.80
Pleasant Valley	<u>4,679,807</u>				
General		46.93			46.93
Fire Protection		<u>807.13</u>			<u>807.13</u>
		854.06			854.06

1

ABSTRACT OF TAXES LEVIED - 2022
SALINE COUNTY, KANSAS

<u>TAXING DISTRICT</u>	<u>VALUATION</u>	<u>GENERAL TAX</u>	<u>IRB IN LIEU OF TAX</u>	<u>TIF</u>	<u>TOTAL TAX</u>
Smoky View (Assaria City)	<u>8,562,014</u>				
General		98.58			98.58
Smolan (Smolan City)	<u>22,850,367</u>				
General		715.66			715.66
Solomon	<u>7,871,746</u>				
General		3,947.38			3,947.38
Spring Creek (Brookville City)	<u>4,513,725</u>				
General		3,027.14			3,027.14
Walnut	<u>15,696,065</u>				
Cemetery		1,604.27			1,604.27
Washington	<u>4,717,677</u>				
General		0.00			0.00
TOTALS		83,116,523.39	0.00	813,312.87	83,929,836.26

SPECIAL ASSESSMENT TAXES

<u>Salina</u>	#7 City Specials	1,472,599.05
	#5 Nuisance	63,677.33
		<u>1,536,276.38</u>
<u>Assaria City</u>	#26 Lindblad #2	22,575.00
<u>Gypsum City</u>		0.00
<u>New Cambria City</u>	#14 Sewer	1,824.00
<u>Smolan City</u>	#15 Sewer	3,853.00
<u>Falun Improvement District</u>	#16 Sewer	488.10
<u>Dayton Drainage District #1</u>	#17	5,500.00
<u>Kipp Sewer District - Debt Service</u>	#22 Sewer Improvement	13,897.20
<u>Kipp Sewer District - Operation & Maintenance</u>	#23 Sewer	809.80
<u>Lower Smoky Hill Water Supply Access District</u>	#27	26,349.00
	Total Special Assessments Tax	1,611,572.48

**ABSTRACT OF TAXES LEVIED - 2022
SALINE COUNTY, KANSAS**

<u>TAXING DISTRICT</u>	<u>VALUATION</u>	<u>GENERAL TAX</u>	<u>IRB IN LIEU OF TAX</u>	<u>TIF</u>	<u>TOTAL TAX</u>
------------------------	------------------	--------------------	-------------------------------	------------	------------------

RECAP


Total Tangible Valuation	671,007,924
IRB Valuation (In lieu of tax)	0
Tax Increment Valuation	7,120,455
Pending Exemption Valuation	0


Tangible General Tax	83,116,523.39
Special Assessment Tax	1,611,572.48
Tax Increment Finance	813,312.87

TOTAL TAX - 2022 85,541,408.74

I, Jamie R Allen, County Clerk of Saline County, Kansas, do hereby certify the above and foregoing is a true and correct statement of valuation and taxes levied in Saline County, Kansas, for the year 2022.

Witness my hand and official seal on this 1st day of November, 2022.





 Jamie R Doss
 Saline County Clerk

ABSTRACT OF TAXES - 2022
16/20M TRUCKS
SALINE COUNTY

<u>TAXING DISTRICT</u>	<u>VALUATION</u>	<u>TOTAL TAX</u>
<u>STATE</u>	<u>650,605</u>	
Educational Building		928.69
State Institutions Building		<u>464.35</u>
TOTAL STATE		1,393.04
<u>COUNTY</u>	<u>650,605</u>	
General		16,903.75
Road & Bridge		8,980.72
Public Health		1,284.45
Noxious Weeds		315.76
Employee Benefits		7,464.15
Special Road Construction		921.31
Special Bridge Construction		<u>1,841.69</u>
TOTAL COUNTY		37,711.83
<u>CITIES</u>		
<u>SALINA</u>	<u>146,720</u>	
General		3,752.41
Bond & Interest		<u>1,070.47</u>
TOTAL SALINA		4,822.88
<u>ASSARIA</u>	<u>10,152</u>	
General		613.49
Bond & Interest		<u>98.95</u>
		712.44
<u>BROOKVILLE</u>	<u>2,244</u>	
General		91.34
<u>GYPSUM</u>	<u>6,568</u>	
General		182.15
Utility		33.57
Library		<u>17.47</u>
TOTAL GYPSUM		233.19
<u>SMOLAN</u>	<u>220</u>	
General		3.44

ABSTRACT OF TAXES - 2022
16/20M TRUCKS
SALINE COUNTY

<u>TAXING DISTRICT</u>	<u>VALUATION</u>	<u>TOTAL TAX</u>
<u>SCHOOL DISTRICTS</u>		
<u>USD #305</u>	<u>213,918</u>	
Supplemental General		4,318.79
Capital Outlay		2,157.77
Adult Education		202.35
Bond & Interest #1		2,898.19
TOTAL USD #305		9,577.10
<u>USD #306</u>	<u>193,890</u>	
Supplemental General		4,840.73
Capital Outlay		1,771.73
Bond & Interest #1		2,034.84
TOTAL USD #306		8,647.30
<u>USD #307</u>	<u>155,052</u>	
Supplemental General		4,370.70
Capital Outlay		893.03
Bond & Interest #1		2,302.31
TOTAL USD #307		7,566.04
<u>USD #240</u>	<u>9,236</u>	
Supplemental General		215.85
Capital Outlay		102.37
Bond & Interest #1		149.52
TOTAL USD #240		467.74
<u>USD #393</u>	<u>32,911</u>	
Supplemental General		1060.70
Capital Outlay		398.18
Bond & Interest #1		0.00
TOTAL SCHOOL DISTRICT		1,458.88
Recreation Commission		49.75
TOTAL USD #393		1,508.63
<u>USD #400</u>	<u>45,598</u>	
Supplemental General		1,019.32
Capital Outlay		606.57
Bond & Interest #1		0.00
TOTAL USD #400		1,625.89

ABSTRACT OF TAXES - 2022
16/20M TRUCKS
SALINE COUNTY

<u>TAXING DISTRICT</u>	<u>VALUATION</u>	<u>TOTAL TAX</u>
<u>FIRE DISTRICTS</u>		
Gypsum Valley FD #1 - General	<u>87,029</u>	541.81
Assaria FD #2 - General	<u>69,164</u>	556.64
Hedville-Bavaria FD #3 - General	<u>157,819</u>	867.01
Rural FD #4 - General		
Rural FD #5 - General	<u>83,501</u>	574.86
Rural FD #6 - General	<u>30,176</u>	150.67
Rural FD #7 - General	<u>40,732</u>	357.84
McPherson FD #2 - General	<u>8,681</u>	69.25
McPherson FD #2 - Ambulance		33.90
TOTAL McPherson FD #2		<u>103.15</u>
McPherson FD #8 - General	<u>5,005</u>	60.37
<u>CEMETERY DISTRICTS</u>		
Gypsum Cemetery #1	<u>38,995</u>	42.84
Gypsum Valley Cemetery #2	<u>7,371</u>	17.16
Rose Hill-Bridgeport Cem. #3	<u>4,396</u>	11.22
Crown Point Cemetery #1	<u>1,691</u>	3.43
<u>SALINA PUBLIC LIBRARY</u>		
General	<u>146,720</u>	774.96
Employee Benefits		150.28
TOTAL SALINA PUBLIC LIB		<u>925.24</u>
<u>CENTRAL KANSAS LIBRARY</u>		
General	<u>497,317</u>	1,178.30
Emp Ben		168.99
Total Central Kansas Library		<u>1,347.29</u>
<u>SALINA AIRPORT AUTHORITY</u>		
Match Grant		157.35
General		635.23
Total Salina Airport Authority		<u>792.58</u>

ABSTRACT OF TAXES - 2022
16/20M TRUCKS
SALINE COUNTY

<u>TAXING DISTRICT</u>	<u>VALUATION</u>	<u>TOTAL TAX</u>
<u>CENTRAL KANSAS</u>	<u>650,605</u>	1,120.06
<u>EXTENSION DISTRICT #3</u>		

ABSTRACT OF TAXES - 2022
16/20M TRUCKS
SALINE COUNTY

<u>TAXING DISTRICT</u>	<u>VALUATION</u>	<u>TOTAL TAX</u>
<u>TOWNSHIPS</u>		
Cambria	<u>14,564</u>	
General		1.00
Cemetery		<u>18.97</u>
		19.97
Elm Creek	<u>19,125</u>	
Cemetery		4.32
Eureka (Gypsum City)	<u>39,117</u>	
General		17.48
Falun	<u>20,600</u>	
General		9.59
Cemetery		<u>21.36</u>
		30.95
Glendale	<u>6,478</u>	
General		3.51
Greeley	<u>44,459</u>	
General		.00
Gypsum	<u>12,923</u>	
General		5.28
Liberty	<u>39,893</u>	
General		2.84
Ohio	<u>51,121</u>	
General		17.70
Pleasant Valley	<u>37,528</u>	
General		.36
Fire Protection		<u>11.13</u>
		11.49
Smoky View	<u>9,988</u>	
General		.27
Smolan	<u>27,094</u>	
General		.85

ABSTRACT OF TAXES - 2022
16/20M TRUCKS
SALINE COUNTY

<u>TAXING DISTRICT</u>	<u>VALUATION</u>	<u>TOTAL TAX</u>
Solomon General	<u>31,202</u>	23.81
Spring Creek (Brookville City) General	<u>37,836</u>	26.28
Walnut Cemetery	<u>21,778</u>	4.00
Washington General	<u>13,978</u>	.00


RECAP

TOTAL VALUATION 650,605

TOTAL TAX - 2022 - 16/20M TRUCKS \$82,001.78

I, Jamie R Allen, County Clerk of Saline County, Kansas, do hereby certify the above and foregoing is a true and correct statement of taxes levied on 16/20M Trucks in Saline County, Kansas, for the year 2022.

Witness my hand and official seal on this 1st day of November, 2022.



Jamie R Doss

 Jamie R Doss
 Saline County Clerk